

2017 Value of Tourism

A Snapshot of Tourism in BC

OVERVIEW

This information provides insight into the economic value of tourism in British Columbia for 2017. It is also a complementary piece to the full *Value of Tourism in British Columbia: Trends from 2007 to 2017* report, available in spring of 2019.

Information provided is produced by BC Stats for Destination BC, and derived by Destination BC based on the International Travel Survey from Statistics Canada.

TOTAL TOURISM REVENUE

Tourism revenue measures the money received by businesses, individuals, and governments due to tourism.

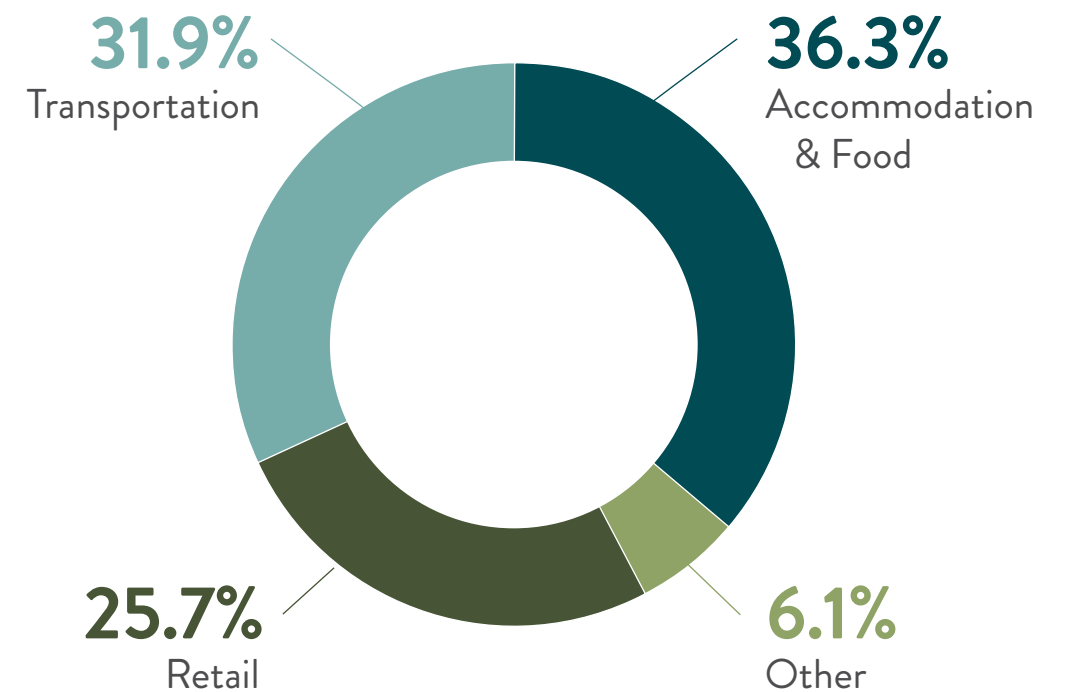


\$18.4 Billion
2017 Annual Revenue

+8.4%
Over 2016

+41.3%
Since 2007

2017 TOURISM REVENUE BY SERVICE AREA



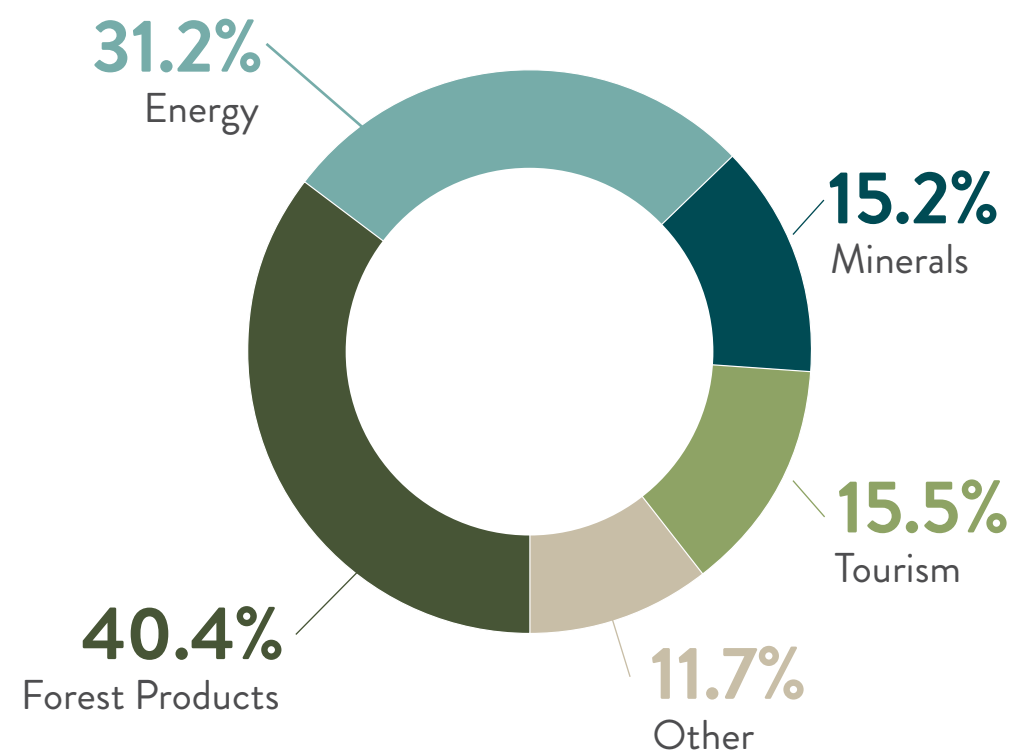
2017 TOURISM EXPORT REVENUE



\$5.4 Billion
(+7.1% Since 2016)

In 2017, tourism exports generated revenue of \$5.4 billion, an increase of 7.1% over 2016. Tourism export revenue was higher than that of the mineral (\$5.3 billion), and agriculture and fish (\$4.1 billion) primary resource industries, but lower than that of energy (\$10.9 billion) and forest products (\$14.1 billion).

2017 TOURISM EXPORT REVENUE BY PRIMARY RESOURCE INDUSTRY



PROVINCIAL TAX TOURISM REVENUE



\$1.2 Billion

+5.8%
Over 2016

+40.3%
Since 2007

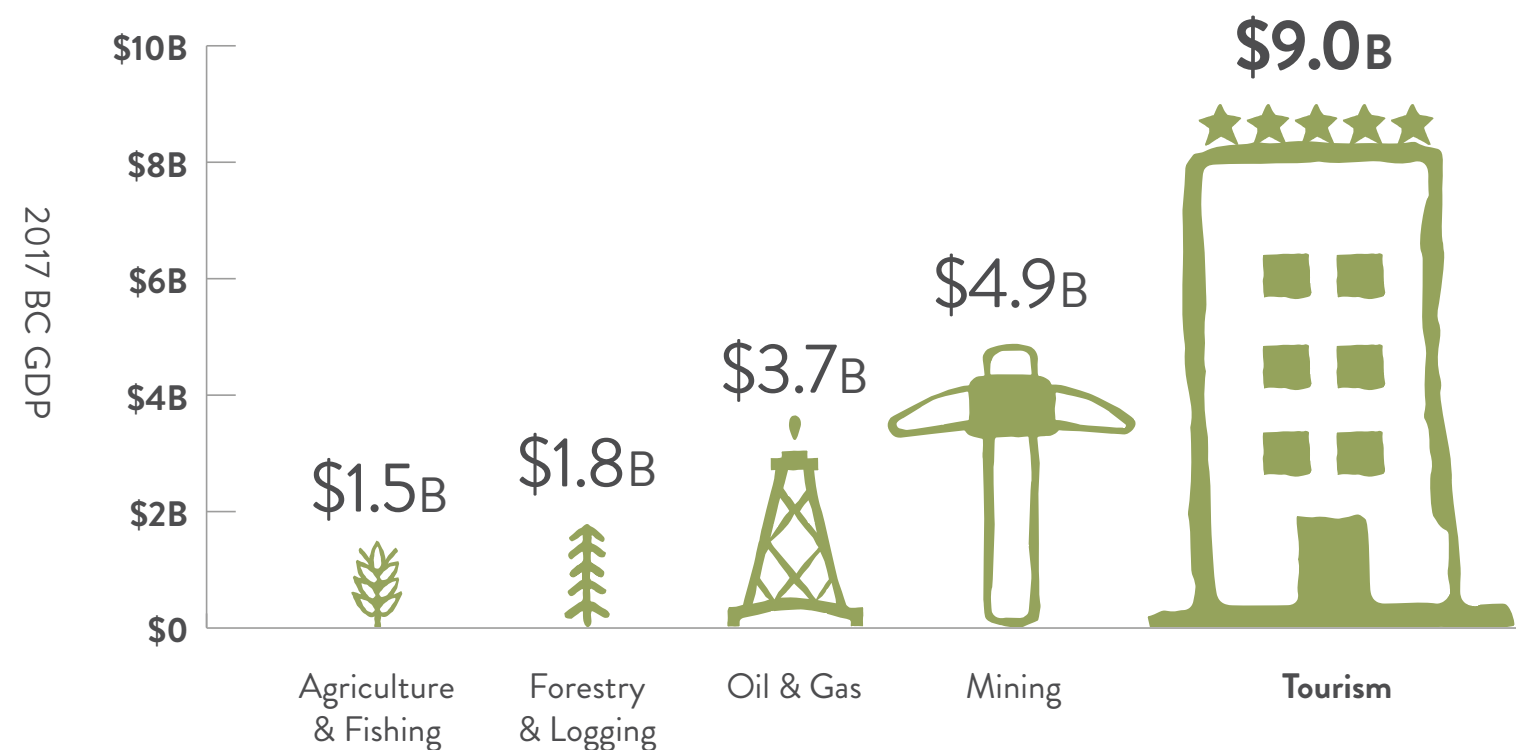
2017 Value of Tourism

A Snapshot of Tourism in BC

TOURISM GROSS DOMESTIC PRODUCT

GDP for the provincial economy as a whole grew 4.0% over 2016. The tourism industry contributed \$9.0 billion of value added to the BC economy, as measured through GDP (in 2012 constant dollars). This represents 6.7% growth over 2016, and 32.5% growth since 2007. In 2017, tourism contributed more to GDP than any other primary resource industry.

GDP BY PRIMARY RESOURCE INDUSTRY



TOURISM BUSINESSES

 **19,243**
tourism-related businesses in operation in BC in 2017, a 0.4% increase over 2016.

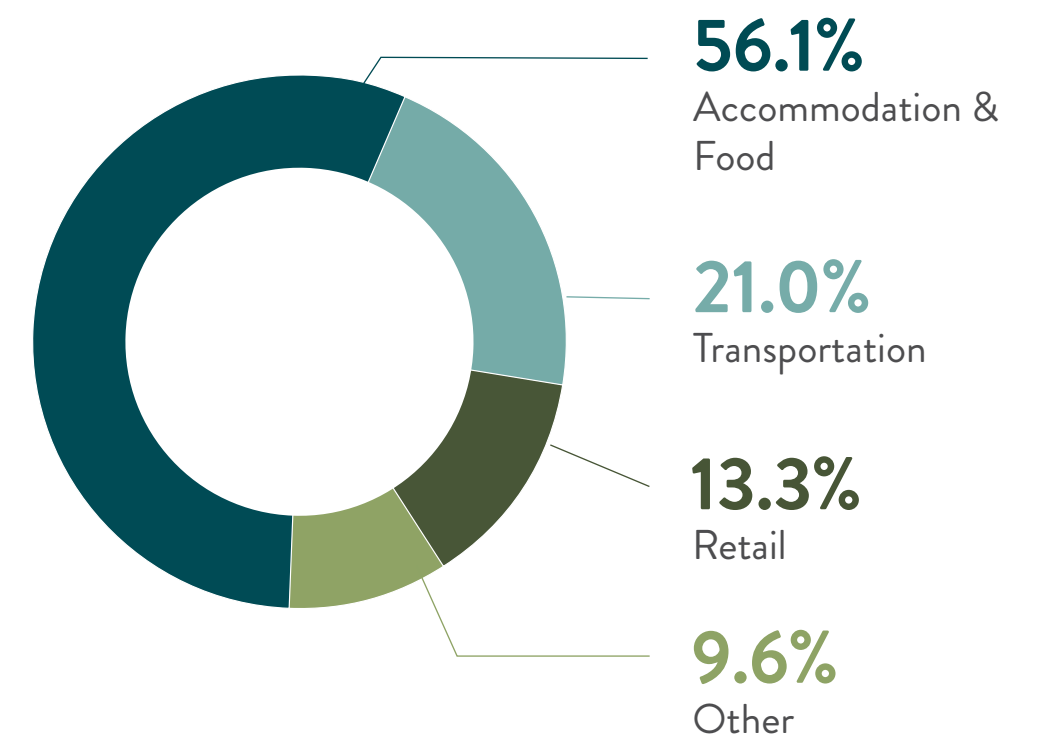
TOURISM EMPLOYMENT

 **137,800**
people employed in tourism-related businesses, a 3.6% increase over 2016.

TOURISM WAGES AND SALARIES

The tourism industry paid \$4.9 billion in wages and salaries in 2017, up 6.9% from 2016, and up 31.3% since 2007. Average compensation in the tourism industry in 2017 was \$35,878, up 3.2% from 2016, and up 12.8% since 2007.

2017 TOURISM EMPLOYMENT BY SERVICE AREA



“Destination British Columbia” and “Destination BC”, and all associated logos/trade-marks are trade-marks or Official Marks of Destination BC Corp.

CONTACT US

Destination BC Research and Analytics

Email: TourismResearch@DestinationBC.ca

Web: DestinationBC.ca/Research-Insights

WANT MORE INFORMATION?

Sign up for updates, invites and our industry newsletter, *DIRECTIONS*, here: DestinationBC.ca/Subscribe.aspx