

# 2024 VALUE OF TOURISM

## A Snapshot of Tourism in BC

### OVERVIEW

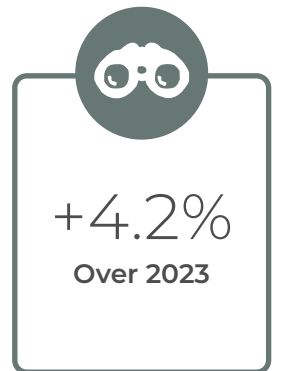
This information provides insight into the annual economic value of tourism in British Columbia.

### TOTAL TOURISM REVENUE

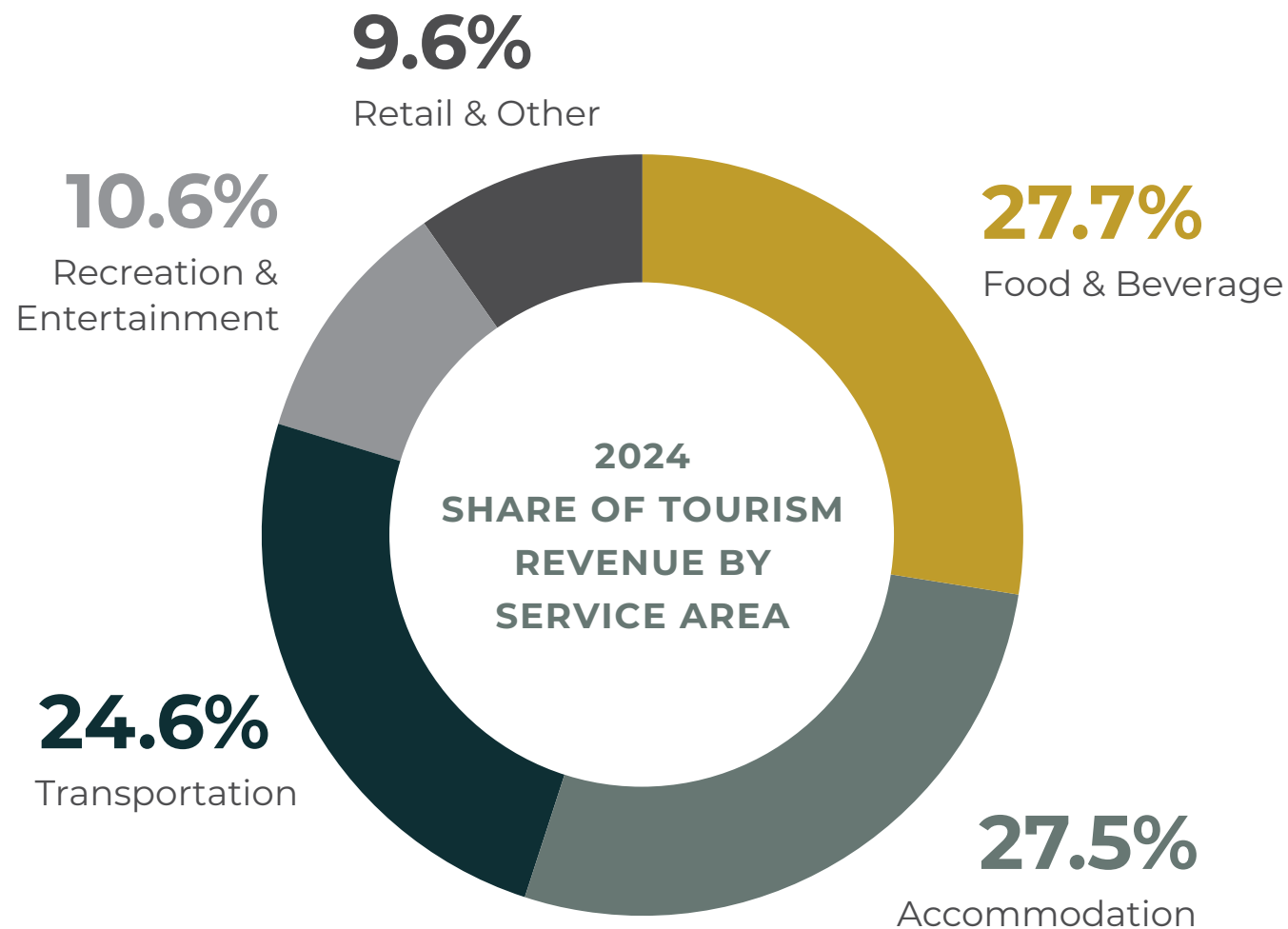


Tourism revenue measures the money received by businesses, individuals, and governments due to tourism.

**\$23.0 Billion**  
2024 ANNUAL REVENUE



Gross revenue including consumer taxes. Revenue is reported in nominal values, meaning in current prices.



### TOURISM PROVINCIAL/MUNICIPAL TAX REVENUE



**\$2.1 Billion**

+4.6%  
From 2023

### ESTIMATED ROOM REVENUE

Based on 72 participating MRDT communities in 2024 and 2023.



**\$4.8 Billion**

+3.0%  
Over 2023

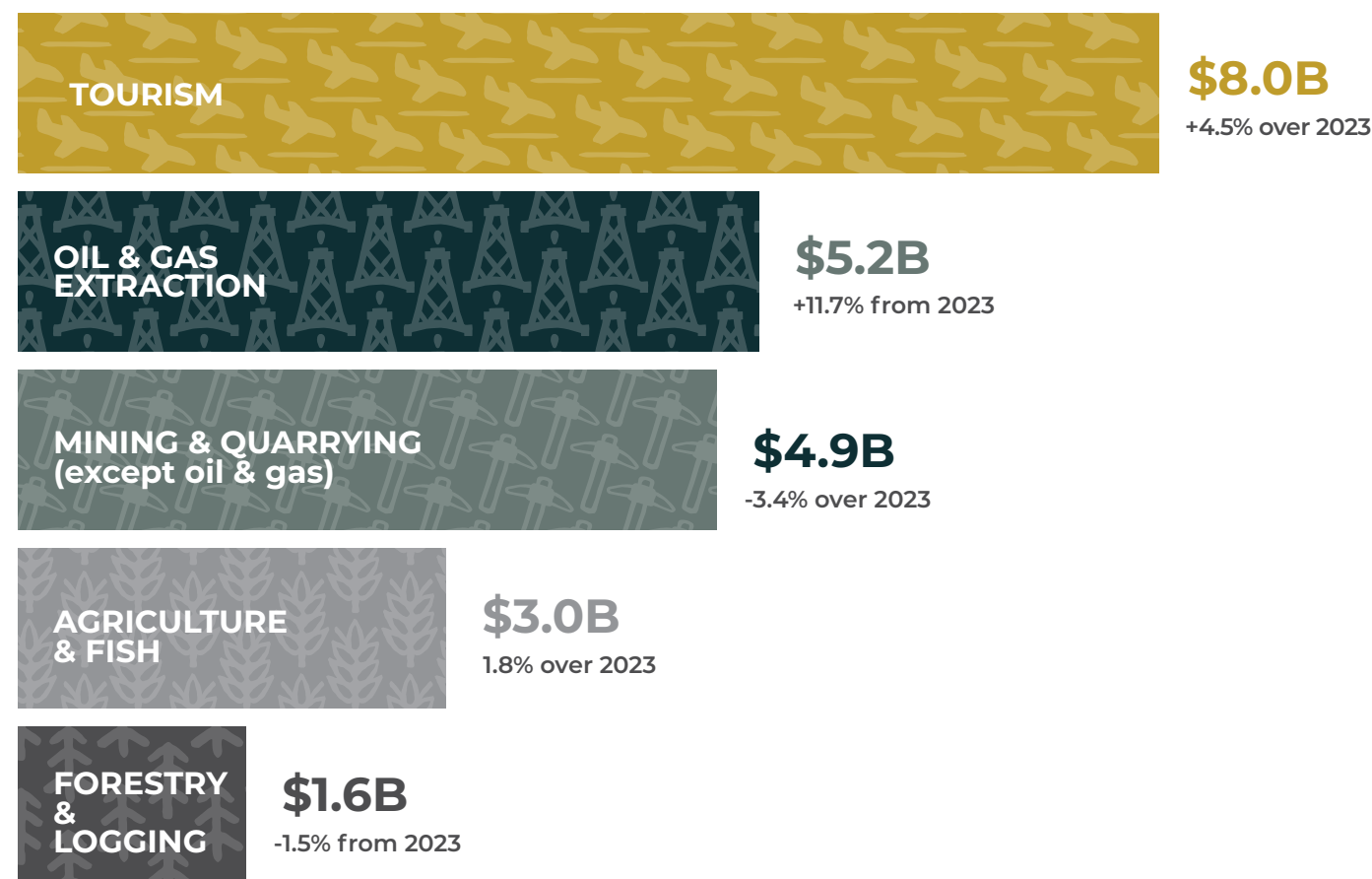
# 2024 VALUE OF TOURISM

## A Snapshot of Tourism in BC

### TOURISM GROSS DOMESTIC PRODUCT

GDP for the provincial economy as a whole was up +1.2% over 2023. In 2024, tourism contributed 3% or nearly \$8.0 billion of value added to the BC economy, as measured through GDP (in 2017 constant dollars). In 2024, the tourism industry's contributions were above those of all other primary resource industries.

### GDP BY PRIMARY RESOURCE INDUSTRY



GDP is reported in 2017 constant dollars (real GDP).

GDP by Primary Resource Industry calculated from NAICS codes: Forestry and Logging (113), Agriculture and Fish (111, 112 & 114), Oil and Gas Extraction (211), and Mining and Quarrying (except oil and gas) (212).

### TOURISM BUSINESSES

**16,925**



tourism-related businesses were in operation in BC in 2024, a 0.4% increase over 2023.

*Number of tourism-related businesses in operation at a single point in time in 2024.*

### TOURISM EMPLOYMENT

**113,760**



people were directly employed in tourism-related businesses in 2024, a +1.5% increase over 2023.

*Number of direct jobs that tourism spending supports.*

### TOURISM WAGES AND SALARIES

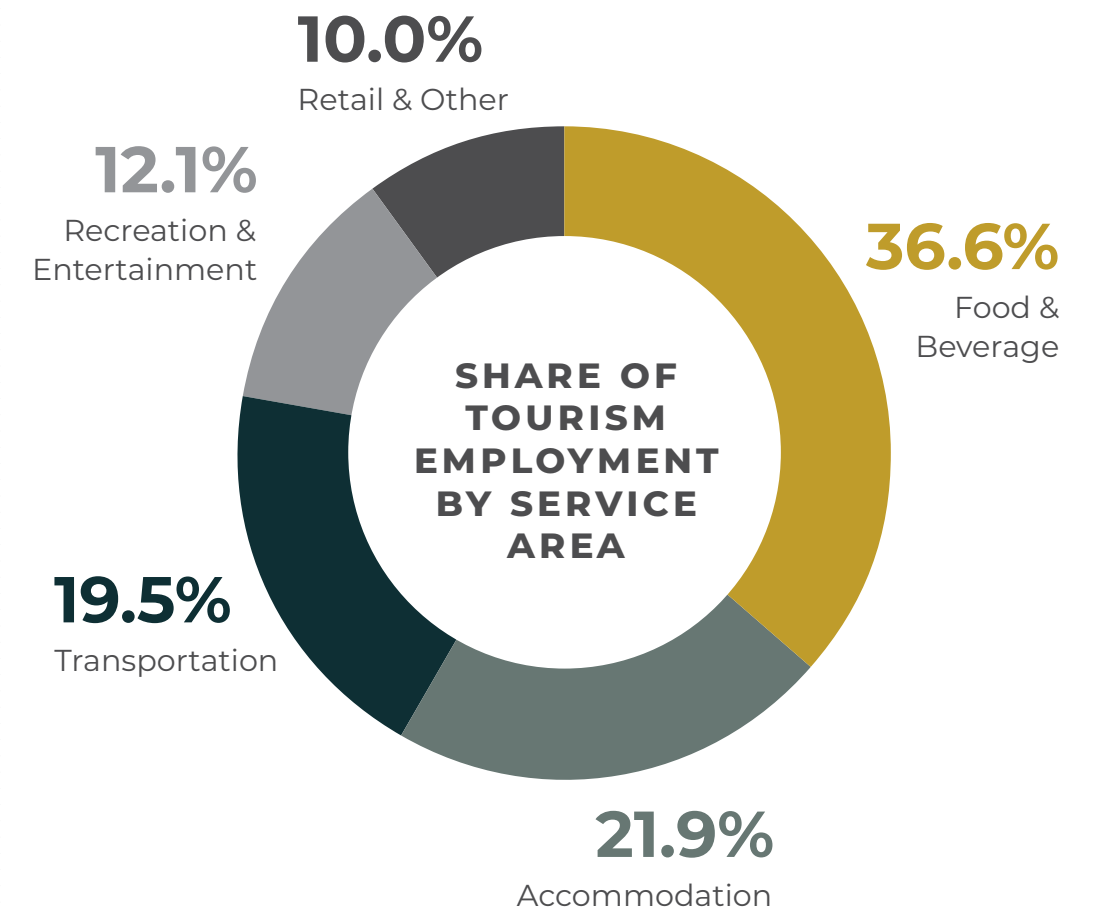
BC's tourism industry paid  
**\$5.0 Billion**

in wages and salaries in 2024.

+6.4%  
Over 2023



*\$ = \$1 Billion*



### DATA SOURCE

British Columbia's tourism economic data are produced in partnership with BC Stats, the Ministry of Tourism, Arts, Culture and Sport, and Destination BC.

Data files are available through [BC Stats](#) and the [BC Data Catalogue](#).

### WANT MORE INFORMATION?

For additional tourism research and industry insights, visit: [destinationbc.ca/research-insights](https://destinationbc.ca/research-insights)

To receive updates and opportunities, subscribe to Destination BC's industry newsletter: [destinationbc.ca/subscribe/](https://destinationbc.ca/subscribe/)